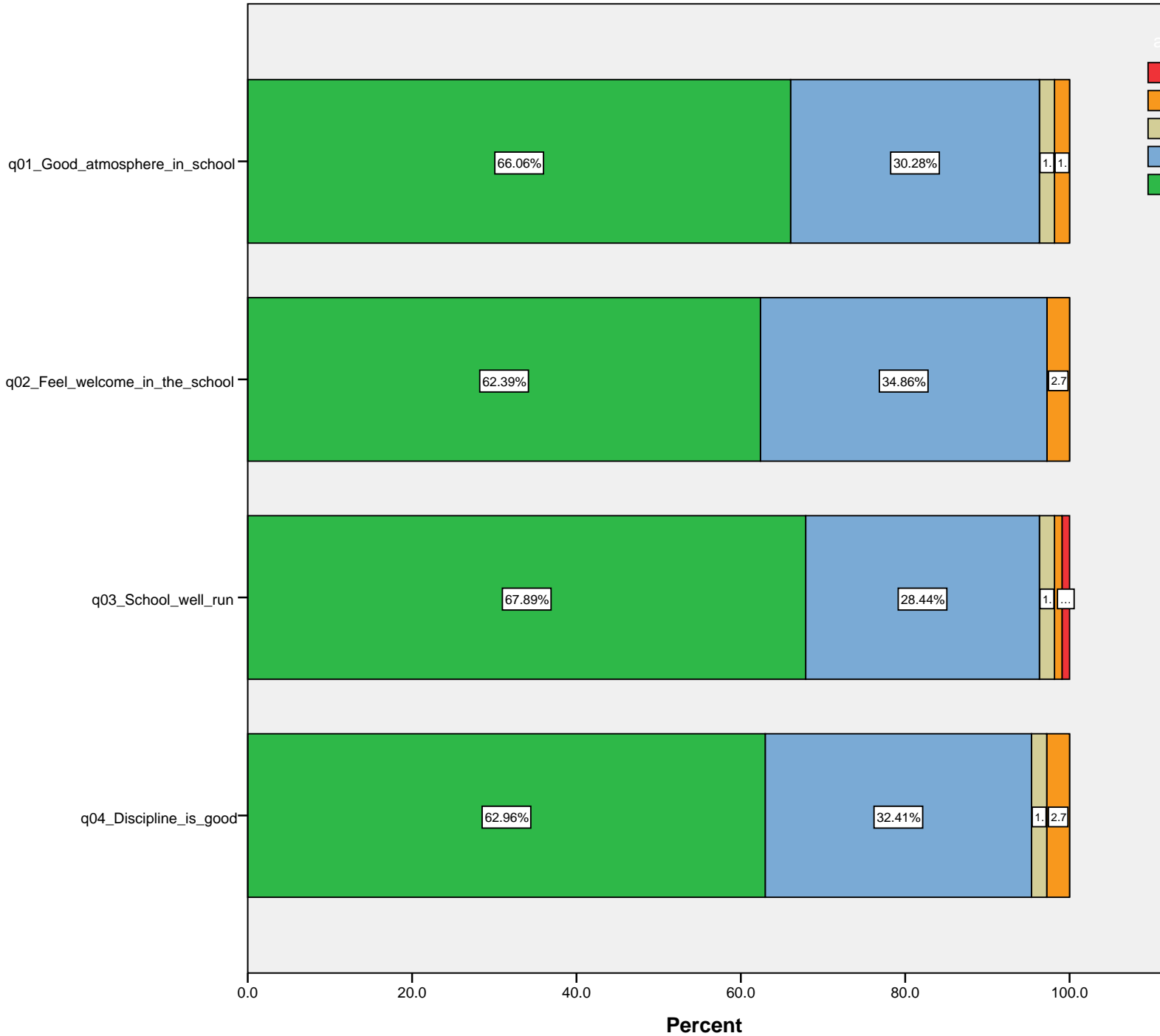


Post Primary Parent Questionnaire Summary Data^a

1/15/2015	Strongly Agree		Agree		Don't Know		Disagree		Strongly Disagree	
	Count	Row N %	Count	Row N %	Count	Row N %	Count	Row N %	Count	Row N %
Q1 There is a good atmosphere in the school	72	66.1%	33	30.3%	2	1.8%	2	1.8%	0	0.0%
Q2 I feel welcome in the school	68	62.4%	38	34.9%	0	0.0%	3	2.8%	0	0.0%
Q3 The school is well run	74	67.9%	31	28.4%	2	1.8%	1	0.9%	1	0.9%
Q4 Discipline is good in the school	68	63.0%	35	32.4%	2	1.9%	3	2.8%	0	0.0%
Q5 My child feels safe and well looked after in the school	74	67.9%	33	30.3%	1	0.9%	1	0.9%	0	0.0%
Q6 My child is treated fairly and respectfully in the school	71	65.1%	31	28.4%	2	1.8%	5	4.6%	0	0.0%
Q7 The school helps my child's social and personal development	57	52.3%	41	37.6%	8	7.3%	2	1.8%	1	0.9%
Q8 I have been informed of the school's code of behaviour/school rules	74	67.9%	33	30.3%	1	0.9%	1	0.9%	0	0.0%
Q9 I have been informed of the school's antibullying policy	72	66.1%	32	29.4%	5	4.6%	0	0.0%	0	0.0%
Q10 I know who to approach in the school if my child experiences bullying	67	61.5%	34	31.2%	7	6.4%	1	0.9%	0	0.0%
Q11 I am confident that if my child experiences bullying the school will act promptly and effectively	68	62.4%	36	33.0%	4	3.7%	1	0.9%	0	0.0%
Q12 My child enjoys school	67	62.0%	35	32.4%	3	2.8%	3	2.8%	0	0.0%
Q13 Teaching is good in the school	47	43.9%	54	50.5%	2	1.9%	3	2.8%	1	0.9%
Q14 My child has been taught in school about drugs and alcohol issues	45	42.5%	40	37.7%	15	14.2%	6	5.7%	0	0.0%
Q15 I have been informed of the details of the relationships and sexuality policy of the school	26	24.1%	32	29.6%	28	25.9%	16	14.8%	6	5.6%
Q16 My child is doing well in school	50	45.9%	52	47.7%	1	0.9%	4	3.7%	2	1.8%
Q17 I am happy with the amount of homework my child gets	34	31.5%	57	52.8%	5	4.6%	10	9.3%	2	1.9%
Q18 School reports give me a good picture of how my child is doing	62	57.4%	41	38.0%	2	1.9%	2	1.9%	1	0.9%
Q19 I received helpful advice from the school when my child was choosing subjects	27	25.2%	31	29.0%	18	16.8%	18	16.8%	13	12.1%
Q20 The school consults me if my child needs extra help	25	22.9%	30	27.5%	41	37.6%	9	8.3%	4	3.7%
Q21 I know who to talk to in the school if there is a problem	59	54.1%	46	42.2%	2	1.8%	0	0.0%	2	1.8%
Q22 I am satisfied with the arrangements for parent teacher meetings	42	38.5%	49	45.0%	5	4.6%	8	7.3%	5	4.6%
Q23 The school regularly seeks the views of parents on school matters	25	22.9%	46	42.2%	18	16.5%	16	14.7%	4	3.7%
Q24 Financial contributions to help the running of the school are voluntary	37	34.3%	54	50.0%	7	6.5%	6	5.6%	4	3.7%
Q25 The board of management reports annually to parents on the work of the school	34	31.8%	40	37.4%	20	18.7%	10	9.3%	3	2.8%
Q26 The school's parents association keeps me informed about its work	29	26.9%	41	38.0%	15	13.9%	19	17.6%	4	3.7%
Q27 Overall I am happy with the school	71	65.1%	34	31.2%	2	1.8%	1	0.9%	1	0.9%

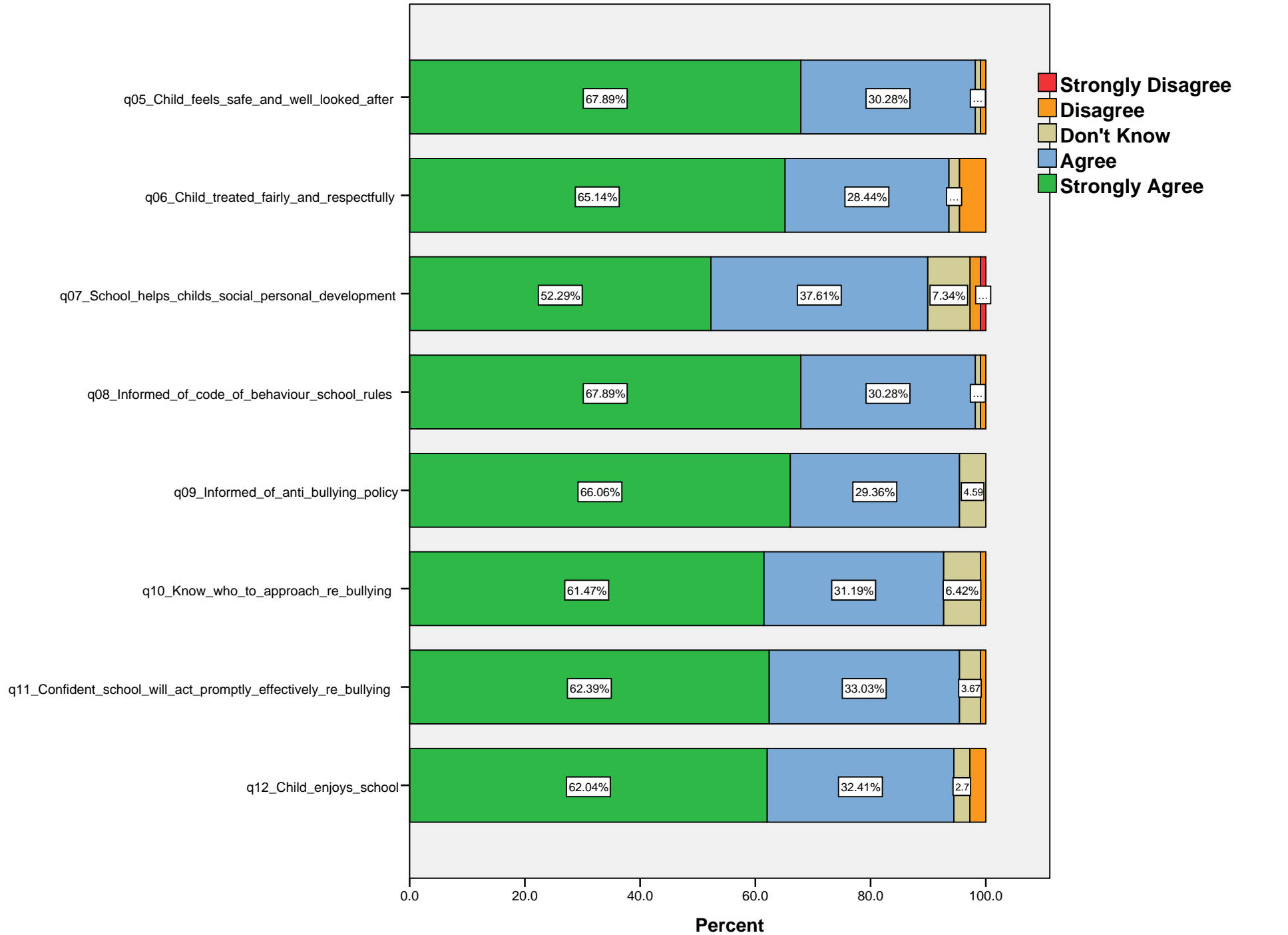
a. Roll = 60100Q

The_school_in_general

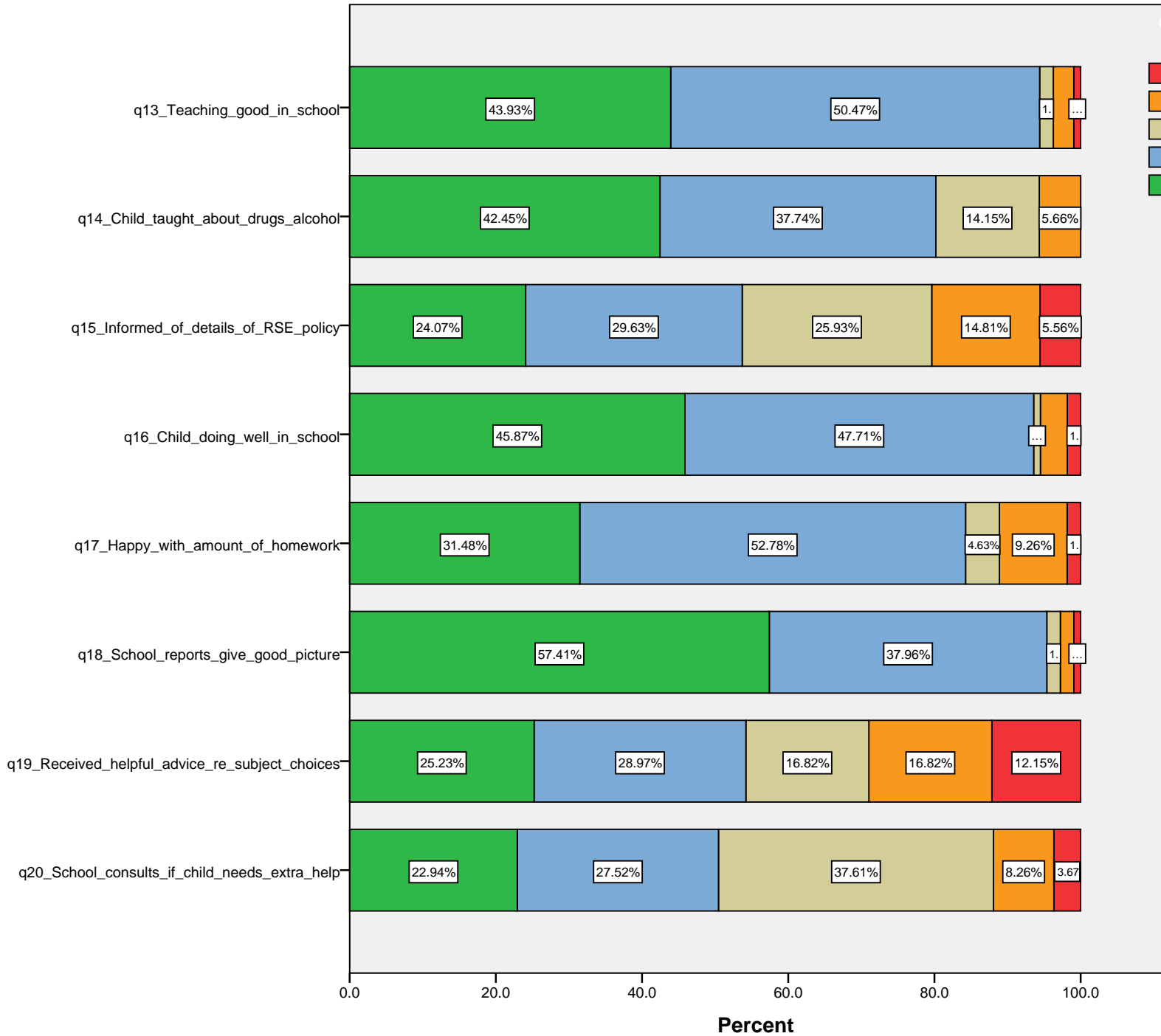


- Strongly Disagree
- Disagree
- Don't Know
- Agree
- Strongly Agree

The_school_and_my_child

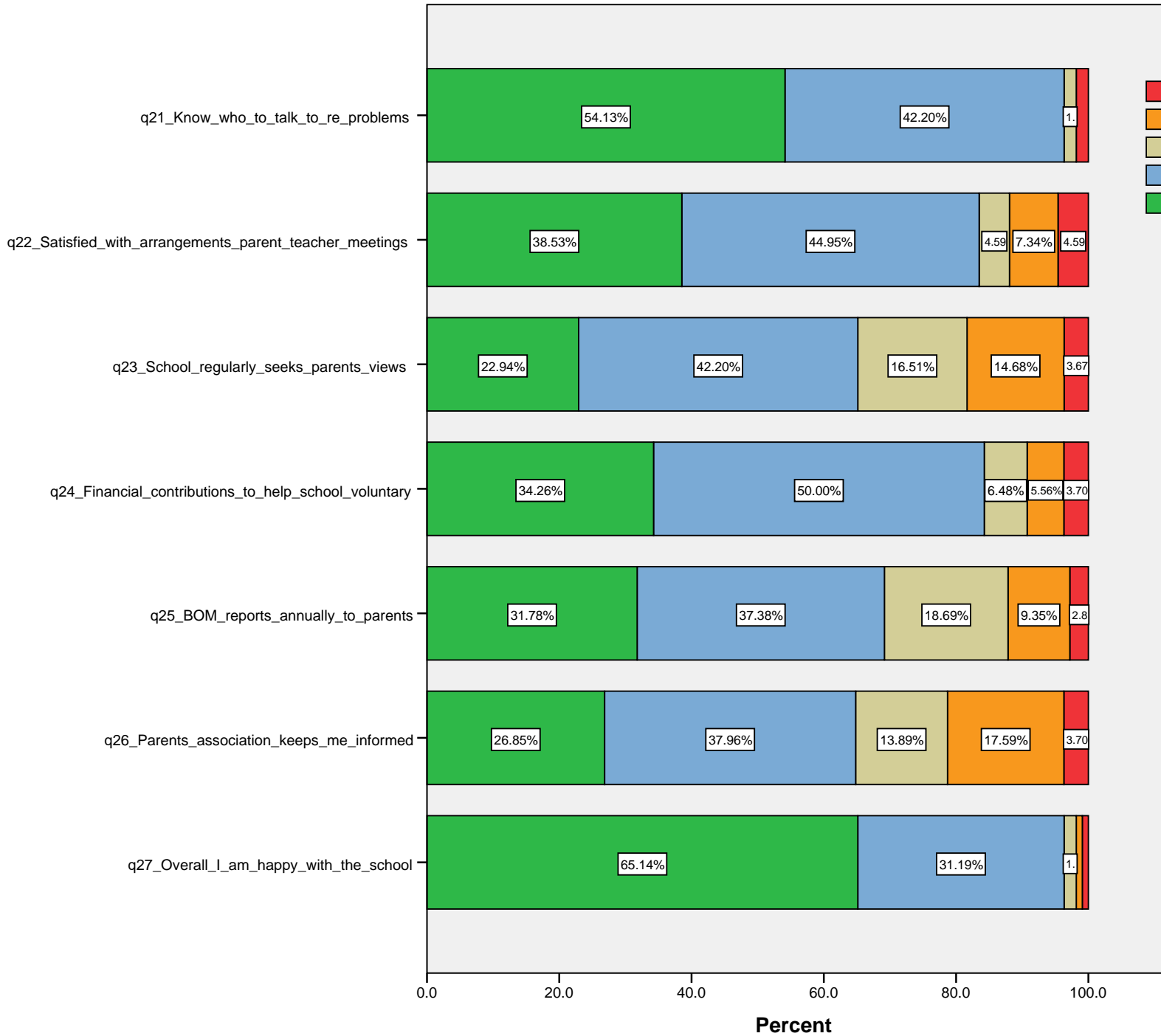


Teaching_and_learning_in_the_school



- Strongly Disagree
- Disagree
- Don't Know
- Agree
- Strongly Agree

The_school_and_parents



- Strongly Disagree
- Disagree
- Don't Know
- Agree
- Strongly Agree